

## GLOBAL MARKETS

Indices	Closing Level	Change		Performance	
		Value	%	MTD (%)	YTD (%)
<b>Global</b>					
S&P 500	7,365.1	105.9	1.5	2.2	7.6
Dow Jones Ind. Average	49,910.6	612.3	1.2	0.5	3.8
Nasdaq 100	28,599.2	584.1	2.1	4.2	13.3
FTSE 100	10,438.7	219.6	2.1	0.6	5.1
DAX 30	24,918.7	517.0	2.1	2.6	1.7
CAC 40	8,299.4	237.1	2.9	2.3	1.8
BIST 100	14,917.4	421.7	2.9	3.3	32.5
Nikkei	59,513.1	0.0	0.0	0.4	18.2
Hang Seng	26,213.8	315.2	1.2	1.7	2.3
Shanghai Composite	4,160.2	48.0	1.2	1.2	4.8
BSE Sensex	77,958.5	940.7	1.2	1.4	(8.5)
<b>GCC</b>					
QE Index	10,649.3	144.6	1.4	1.5	(1.1)
Saudi Arabia (TASI)	10,949.3	(57.7)	(0.5)	(2.1)	4.4
UAE (ADX)	9,874.8	83.7	0.9	1.0	(1.2)
UAE (DFM)	5,898.4	169.4	3.0	2.3	(2.5)
Kuwait (KSE)	8,906.5	35.5	0.4	0.5	(0.0)
Oman (MSM)	8,334.3	(57.4)	(0.7)	(0.4)	42.1
Bahrain (BAX)	1,955.6	4.9	0.3	(0.8)	(5.4)
MSCI GCC	1,120.7	5.6	0.5	(0.6)	2.3
Dow Jones Islamic	9,342.1	185.6	2.0	3.3	11.4
<b>Commodity</b>					
Brent	101.3	(8.6)	(7.8)	(8.3)	66.4
WTI	95.1	(7.2)	(7.0)	(9.5)	66.2
Natural Gas	2.7	(0.1)	(2.7)	(1.9)	(26.4)
Gold Spot	4,694.3	125.8	2.8	1.4	8.1
Copper	6.2	0.2	3.2	3.4	8.9

Source: S&P Capital IQ

## GCC MARKET OVERVIEW

GCC Fundamentals	P/E (x)	P/B (x)	Dividend Yield (%)	EV / EBITDA (x)
Qatar All Share	11.9	1.4	4.58%	12.0
DSM 20	11.8	0.4	4.47%	11.8
Saudi Arabia (TASI)	16.4	3.9	4.80%	11.6
UAE (ADX)	56.6	4.0	1.60%	20.0
UAE (DFM)	12.2	3.2	5.07%	7.0
Kuwait (KSE)	18.9	5.6	3.09%	26.2
Oman (MSM)	17.8	3.9	4.02%	8.2
Bahrain (BAX)	9.3	1.8	5.77%	11.9

Source: Refinitiv Eikon

## TOP GAINERS & LOSERS

GCC Trading Activity	Close Price	1D Change		Performance		Vol. ('000)	P/E TTM
		Value	%	1Y (%)	1M (%)		
<b>Top Gainers</b>							
QLM Life & Medical Insurance Company	2.4	0.2	7.1%	2.7%	3.7%	213	13
Industries Qatar	12.3	0.4	3.2%	-19.8%	3.8%	1,155	18
Doha Insurance Group	3.0	0.1	3.1%	10.4%	-2.8%	512	7
Widam Food Company	1.6	0.0	2.6%	8.6%	9.7%	1,199	NM
Qatar Aluminium Manufacturing Company	1.7	0.0	2.5%	4.4%	7.2%	16,592	12
<b>Top Losers</b>							
MEEZA QSTP-LLC	3.3	(0.0)	-0.7%	-7.8%	2.1%	861	32
Ooredoo	13.4	(0.1)	-0.4%	-7.6%	5.5%	2,090	11
Al Meera Consumer Goods Company	13.6	(0.0)	-0.2%	21.7%	11.3%	262	19

Source: S&P Capital IQ

## MARKET COMMENTARY

### Global

Global equity markets exhibited strong performance on Wednesday in anticipation of US-Iran peace talks. In the US, major equity indices were also strong. The S&P 500 surged 105.9 points (+1.5%) to close at 7,365.1, while the Dow Jones Industrial Average advanced 612.3 points (+1.2%) to 49,910.6. The tech-heavy Nasdaq 100 climbed 584.1 points (+2.1%) to finish at 28,599.2. In Europe, the FTSE 100 gained 219.6 points (+2.1%), Germany's DAX 30 rose 517.0 points (+2.1%), and France's CAC 40 jumped 237.1 points (+2.9%). Turkey's BIST 100 increased 421.7 points (+2.9%). In Asia, Japan's Nikkei 225 remained closed, while Hong Kong's Hang Seng Index added 315.2 points (+1.2%) and China's Shanghai Composite rose 48.0 points (+1.2%). In India, the BSE Sensex gained 940.7 points (+1.2%) to close at 77,958.5. Oil losses with Brent crude down 7.8% closing at USD 101.3 per barrel and US WTI down 7.0% settling at USD 95.1.

### GCC

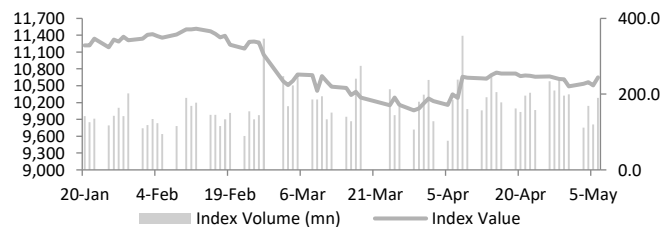
Saudi Arabia's Tadawul All Share Index declined by 57.7 points (-0.5%) to close at 10,949.3. In the UAE, the Abu Dhabi Securities Exchange General Index gained 83.7 points (+0.9%) to 9,874.8, while the Dubai Financial Market General Index surged 169.4 points (+3.0%) to 5,898.4. Kuwait's Kuwait Stock Exchange Index advanced 35.5 points (+0.4%) to 8,906.5. Meanwhile, Oman's MSM 30 Index fell 57.4 points (-0.7%) to 8,334.3, while Bahrain's Bahrain All Share Index added 4.9 points (+0.3%) to close at 1,955.6.

### Qatar

Qatar's market closed positive at 10,649.3 on Wednesday. The Banks & Financial Services index rose by 1.35% to 5,263.1, while the Consumer Goods & Services index gained 0.48% to 8,345.0. The Industrials index advanced by 2.38% to 4,380.7. The Insurance index increased by 0.92% to 2,853.5. The Real Estate index climbed 1.09% to 1,472.7, while the Telecoms index edged down by 0.27% to 2,455.9. Meanwhile, the Transportation index also moved higher, rising by 1.15% to 5,434.8.

The top performer includes QLM Life & Medical Insurance Company and Industries Qatar while MEEZA QSTP-LLC and Ooredoo were among the top losers. Trading saw a volume of 189.9 mn shares exchanged in 26,609 transactions, totalling QAR 487.0 mn in value with market cap of QAR 637.4 bn.

### Qatar DSM Index



Source: Investing.com

QE Sector Indices	Closing Level	1D Change (%)
Banks & Financial Services	5,263.1	1.35%
Consumer Goods & Services	8,345.0	0.48%
Industrials	4,380.7	2.38%
Insurance	2,853.5	0.92%
Real Estate	1,472.7	1.09%
Telecoms	2,455.9	-0.27%
Transportation	5,434.8	1.15%

Source: Qatar Stock Exchange

Qatar Trading Summary	Buy (%)	Sell (%)
Qatari Individuals	32.1	33.5
Qatari Institutions	32.2	30.3
<b>Qatari - Total</b>	<b>64.3</b>	<b>63.8</b>
Foreign Individuals	13.6	14.9
Foreign Institutions	22.1	21.3
<b>Foreign - Total</b>	<b>35.7</b>	<b>36.2</b>

Source: Qatar Stock Exchange



May 07, 2026

#### KEY NEWS OF QATAR

##### ▶ **Qatar's Baladna and the UAE's Al Dahra sign MoU on global farming and feed supply partnership spanning Syria and beyond**

Baladna has signed an MoU with Al Dahra Holding to explore a strategic partnership focused on global farming collaboration and long-term animal feed supply to support Baladna's expanding dairy operations, including in Syria and other international markets. Signed during the Make it in the Emirates 2026 forum in Abu Dhabi, the agreement outlines cooperation in developing farming platforms, managing agricultural operations, and supplying grains and feed commodities tailored to Baladna's needs. Under the proposed partnership, Al Dahra would serve as a strategic global farming and feed supply partner, helping strengthen Baladna's supply chain, food security, and sustainable growth plans. Executives from both companies said the collaboration aligns their expertise in dairy production, feed supply, and agricultural operations to create scalable, long-term agribusiness solutions across key markets.

##### ▶ **QMC chairman meets Pakistan envoy**

Sheikh Hamad bin Thamer Al Thani, Chairman of the Qatar Media Corporation, met on Wednesday with Muhammad Aamer to discuss ways to enhance bilateral cooperation between Qatar and Pakistan in the media sector. The meeting focused on strengthening ties in media collaboration, exploring opportunities for greater coordination and exchange between media institutions in both countries, and reinforcing the broader relationship between Qatar and Pakistan through improved communication and media partnerships.

##### ▶ **CEO of Qatar Free Zones Authority meets Ambassador of Panama**

Sheikh Mohammed Bin Hamad Bin Faisal Al Thani, CEO of the Qatar Free Zones Authority, met with Johnny Mayani, Ambassador of the Panama to Qatar, to discuss enhancing bilateral cooperation in trade, investment, and the exchange of expertise between the two countries. The discussions also highlighted the investment opportunities and competitive advantages offered by Qatar's free zones, supported by the country's advanced infrastructure and business-friendly environment. Senior officials from QFZ attended the meeting, which concluded with an introductory tour of the Business Innovation Park at the Ras Bufontas Free Zone, showcasing the facilities and innovation-driven ecosystem available to international investors and businesses.

#### KEY NEWS OF SAUDI ARABIA

##### ▶ **Saudi FM received by Turkish president in Ankara, signs visa agreement**

Prince Faisal bin Farhan Al Saud was received by Recep Tayyip Erdoğan at the presidential palace in Ankara on Wednesday, where the two sides reviewed the strong relations between Saudi Arabia and Turkey and discussed ways to enhance cooperation in support of regional security and stability. Earlier in the day, Prince Faisal held talks with Turkish Foreign Minister Hakan Fidan, during which the two ministers signed an agreement granting mutual visa exemptions for holders of diplomatic and special passports from both countries. They also co-chaired the third meeting of the Saudi-Turkish Coordination Council, reaffirming both governments' commitment to expanding coordination and cooperation across multiple sectors. The discussions emphasized the importance of leveraging the economic capabilities and strategic resources of both nations to strengthen bilateral ties and achieve shared political, economic, and regional interests.

##### ▶ **Saudi FM discusses energy cooperation, regional security with Japanese industry minister**

Prince Faisal bin Farhan met Japan's Economy, Trade and Industry Minister Ryosei Akazawa in Jeddah on Wednesday to discuss ways to strengthen strategic ties between Saudi Arabia and Japan, with a particular focus on expanding cooperation in the economic and energy sectors. According to the Saudi Press Agency, the talks also addressed the latest regional developments, especially ongoing concerns surrounding the Strait of Hormuz, where both sides emphasized the importance of ensuring the security and freedom of international maritime routes to maintain regional and global stability. The ministers stressed that uninterrupted energy supplies remain a critical priority amid continuing regional tensions and conflict, highlighting the shared interest of both countries in preserving stable global energy markets and secure trade flows.

#### KEY NEWS OF UAE

##### ▶ **UAE attracts 251 FDI projects in industrial sector worth USD 33 bn**

Mohamed Hassan Alsuwaidi said the United Arab Emirates attracted around 251 industrial foreign direct investment projects worth nearly USD 33 bn between 2015 and 2024, creating more than 38,000 jobs and highlighting strong investor confidence in the country's manufacturing sector. Speaking during the Make it in the Emirates 2026, he noted that manufacturing is now the fifth-largest recipient of FDI in the UAE, accounting for 7% of total FDI stock and playing a central role in the "National Investment Strategy 2031." The United States was the largest source of industrial projects, followed by the United Kingdom, India, Germany, and China, while Western Europe accounted for the biggest regional share. Alsuwaidi added that the UAE is advancing its Operation 300 bn initiative to raise the industrial sector's contribution to GDP to AED 300 bn by 2031 and has also launched a new industrial-sector white paper aimed at showcasing the country's evolution into a leading global industrial and investment hub.

#### OTHER REGIONAL AND GLOBAL NEWS

##### ▶ **Oil prices fall a second day as Trump indicates possible Iran peace deal**

Oil prices fell for a second straight session on Wednesday as hopes for a possible US-Iran peace agreement raised expectations that disrupted Middle East oil supplies could resume flowing through the Strait of Hormuz, a key global energy shipping route. Brent crude dropped 1.38% to USD 108.35 per barrel, while US WTI crude fell 1.47% to USD 100.77, extending sharp losses from the previous day after President Donald Trump signaled progress in negotiations with Iran and paused a US naval operation escorting ships through the strait. Although the US maintained its blockade of Iranian ports, easing fears of prolonged supply disruptions helped calm markets after oil prices had recently hit their highest levels since 2022. Meanwhile, declining US crude, gasoline, and distillate inventories highlighted the strain on global supply caused by the conflict, with API data showing an 8.1 mn-barrel drop in US crude stocks last week.

##### ▶ **Gold climbs over 3% as Middle East peace hopes drag down dollar, oil**

Gold prices surged more than 3% on Wednesday, with spot gold climbing to USD 4,708.86 per ounce its highest level in over a week as easing concerns over the US-Iran conflict weakened the dollar and pushed oil prices lower, reducing inflation fears and strengthening expectations for future Federal Reserve rate cuts. Optimism over a potential peace agreement grew after President Donald Trump cited "great progress" in negotiations and paused a US operation escorting ships through the Strait of Hormuz, a key global oil route. Analysts said that calmer conditions in the Persian Gulf could soften Treasury yields and further weaken the dollar, potentially driving gold above USD 5,000 later this year. Lower oil prices also boosted global equities, while investors turned their focus to upcoming US payrolls data for clues on the Fed's policy outlook. Other precious metals also rallied sharply, with silver jumping 6.4%, platinum rising 4.2%, and palladium gaining 3.9%.

##### ▶ **Japan fires missile in joint drill with US and allies in northern Philippines, facing South China Sea**

Japan conducted its first live firing of a Type 88 anti-ship missile during joint military exercises with the Philippines, United States, and Australia, successfully striking the decommissioned Philippine Navy vessel BRP Quezon off northern Philippine waters facing the disputed South China Sea. The drill, part of the annual Balikatan war games, highlighted deepening defense cooperation as Manila and Tokyo discuss possible transfers of Japanese defense equipment, including Abukuma-class destroyers and TC-90 aircraft, following Japan's easing of military export restrictions. The exercise involved more than 17,000 troops, including forces from Japan and the US, and showcased allied maritime strike capabilities amid rising regional tensions linked to China's territorial claims and the deployment of anti-ship missile systems near Taiwan.



May 07, 2026

## FX RATES

Currencies	Value	Currencies	Value
EUR/USD	1.18	USD/QAR	3.64
USD/JPY	156.30	EUR/QAR	4.28
GBP/USD	1.36	JPY/QAR	0.02
USD/CHF	0.78	GBP/QAR	4.95
USD/CAD	1.36	CHF/QAR	4.67
AUD/USD	0.72	CAD/QAR	2.67
NZD/USD	0.60	AUD/QAR	2.63
USD/INR	94.40	INR/QAR	0.04
USD/TRY	45.22	TRY/QAR	0.08
USD/ZAR	16.40	ZAR/QAR	0.22
USD/BRL	4.93	BRL/QAR	0.74

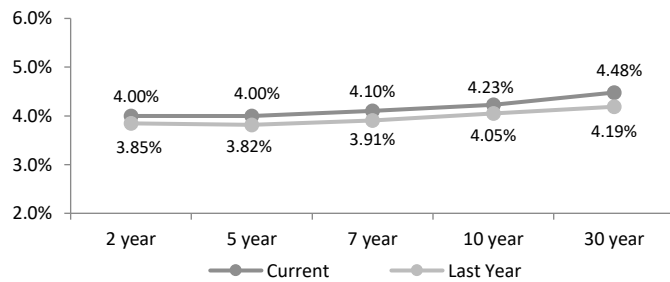
Source: S & P Capital IQ

## INTERBANK OFFERING & US SWAP RATES

Duration	Overnight	1 Week	1 Month	3 Month	1 Year
LIBOR	5.06	0.08	4.96	4.85	6.04
EURIBOR	1.93	1.90	1.96	2.22	2.84
QIBOR	3.98	4.00	4.05	4.00	3.75
SAIBOR	4.11	3.94	4.74	4.65	4.81
EIBOR	3.41	3.64	3.70	3.75	3.99
BMIBOR	4.33	4.57	5.08	5.11	5.22
KIBOR	2.38	3.19	3.38	3.56	4.00

Source: Refinitiv Eikon, Qatar Stock Exchange

## US Swap Rates



Source: Investing.com

## GCC COMPANY RESULT

Company Name	Exchange	Ticker	Revenues (Mn)	YoY (%)	Net Profit (Mn)	YoY (%)
Cherry Trading Co.	SE	CHERRY	148.4	45.63%	18.4	18.91%
Dar Alarkan Real Estate Development Co.	SE	ALARKAN	1,163.3	24.82%	260.2	24.31%
Sinad Holding Co.	SE	ATTAMCO	432.4	5.72%	-15.7	-481.48%
Naqi Water Co.	SE	NAQI	51.7	16.20%	6.2	70.72%
Almunajem Foods Co.	SE	ALMUNAJEM	861.4	-4.45%	97.0	142.50%
Saudi Printing And Packaging Co.	SE	SPPC	91.8	-38.79%	7.2	129.55%
Al-Babtain Power And Telecommunication Co.	SE	ALBAPTAIN	747.9	18.49%	143.3	62.47%

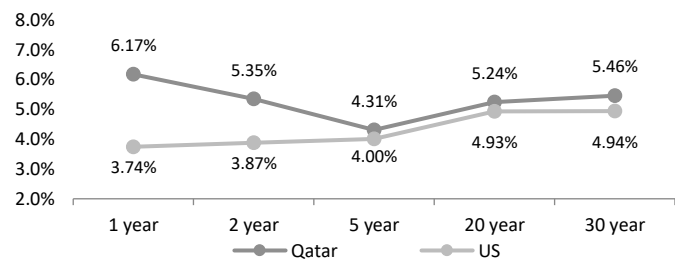
Note: Results were published on 6th May, all the numbers are in local currency.

## FX Commentary

The biggest move came in the Japanese yen, which surged as much as 1.8%, pushing the dollar down to around YEN 156.30 its weakest level against the yen in more than two months amid strong market speculation that Japanese authorities may have intervened again to support the currency. Meanwhile, the euro strengthened 0.4% to USD 1.18, while the British pound also gained 0.4% to USD 1.36 as broad dollar weakness continued. The Australian dollar was among the strongest performers, rising 0.8% to around USD 0.72, its highest level in four years, supported by the Reserve Bank of Australia raising interest rates for the third time in 2026.

## SOVEREIGN YIELD CURVES

### Qatar vs US Treasuries Yields



Source: Investing.com

5 Years CDS	Spreads	3M Change	5 Year CDS	Spreads	3M Change
US	38.9	4.6	Turkey	231.0	12.0
UK	18.9	2.6	Egypt	315.8	9.0
Germany	8.8	1.7	Abu Dhabi	40.9	10.4
France	27.8	3.3	Bahrain	242.5	40.2
Italy	29.9	5.7	Dubai	79.5	28.4
Greece	30.8	3.7	Qatar	33.7	4.9
Japan	27.8	2.3	Saudi Arabia	61.2	(12.9)

Source: S&P Capital IQ



May 07, 2026

QSE MAIN FINANCIAL INDICATORS

Company	Dividend Yield (%)	P/B.V Ratio (x)	P/E Ratio (x)	EPS (QAR)	Book Value/Share (QAR)	Stock Price (QAR)	Company
QNB	4.01	1.62	9.79	1.85	11.19	18.10	QNB
Qatar Islamic Bank	4.00	1.81	10.94	2.06	12.44	22.48	المصرف
Comm. Bank of Qatar	6.88	0.87	8.59	0.51	5.00	4.36	التجاري
Doha Bank	5.57	0.76	9.25	0.29	3.56	2.69	بنك الدوحة
Ahli Bank	6.48	1.37	10.49	0.37	2.81	3.86	الاهلي
Intl. Islamic Bank	4.67	2.18	12.61	0.90	5.21	11.35	الدولي
Rayan	5.05	0.85	13.65	0.16	2.56	2.18	الريان
Lesha Bank (QFC)	2.99	1.48	10.78	0.19	1.36	2.01	بنك لسا QFC
Dukhan Bank	4.51	1.35	13.24	0.27	2.63	3.55	بنك دخان
National Leasing	6.00	0.54	15.31	0.04	1.25	0.67	الإجارة
Dlala	0.00	1.22	91.84	0.01	0.97	1.19	دلالة
Qatar Oman	0.00	0.79	nm	nm	1.00	0.79	قطروعمان
Inma	1.61	0.94	66.10	0.04	2.97	2.79	إنماء
<b>Banks &amp; Financial Services</b>	<b>4.41</b>	<b>1.44</b>	<b>10.40</b>	<b>0.77</b>	<b>5.57</b>		<b>البنوك والخدمات المالية</b>
Zad Holding Company	4.61	2.45	21.26	0.69	6.02	14.74	زاد
Qatar German Co. Med	0.00	-7.32	18.48	0.08	-0.20	1.48	الطبية
Baladna	7.60	0.55	9.21	0.09	1.44	0.79	بلدنا
Salam International	0.00	0.97	5.27	0.25	1.37	1.33	السلام
Medicare	3.96	1.51	24.31	0.23	3.68	5.56	الرعاية
Cinema	3.68	1.21	16.60	0.16	2.25	2.72	السينما
Qatar Fuel	6.31	1.65	14.59	0.98	8.65	14.27	قطر للوقود
Widam	0.00	-15.23	nm	nm	-0.11	1.61	ودام
Mannai Corp.	5.75	2.02	8.90	0.59	2.59	5.22	مجمع المناي
Al Meera	2.94	18.11	19.57	0.70	0.75	13.60	الميرة
Mekdam	6.04	1.45	9.35	0.25	1.59	2.30	مقدم
MEEZA QSTP	2.61	2.86	31.75	0.10	1.14	3.25	ميزة
Faleh	0.00	na	na	0.00	0.00	0.60	الفالح
Al Mahhar	6.59	1.28	10.01	0.23	1.78	2.28	Al Mahhar
Mosanada	0.56	4.58	15.65	0.58	1.97	9.00	Mosanada
<b>Consumer Goods &amp; Services</b>	<b>4.68</b>	<b>1.76</b>	<b>14.03</b>	<b>0.33</b>	<b>2.62</b>		<b>الخدمات والسلع الاستهلاكية</b>
QAMCO	6.04	1.32	12.04	0.14	1.26	1.66	قامكو
Ind. Manf. Co.	5.75	0.53	7.62	0.30	4.25	2.26	التحويلية
National Cement Co.	7.79	0.62	18.41	0.15	4.54	2.83	الاسمنت
Industries Qatar	5.77	1.96	17.31	0.71	6.27	12.30	صناعات قطر
The Investors	7.04	0.61	12.40	0.12	2.34	1.42	المستثمرين
Electricity & Water	5.28	1.07	11.87	1.24	13.83	14.77	كهرباء وماء
Aamal	6.48	0.58	10.97	0.07	1.33	0.77	أعمال
Gulf International	4.76	0.85	5.77	0.37	2.48	2.10	الخليج الدولية
Mesaieed	3.60	0.91	27.50	0.04	1.29	1.17	مسعيد
Estithmar Holding	0.00	3.08	19.15	0.22	1.37	4.22	استثمار القابضة
<b>Industrials</b>	<b>4.81</b>	<b>1.42</b>	<b>15.53</b>	<b>0.24</b>	<b>2.57</b>		<b>الصناعات</b>
Qatar Insurance	4.83	1.09	9.42	0.24	2.09	2.28	قطر
Doha Insurance Group	6.19	1.01	7.38	0.41	2.95	2.99	مجموعة الدوحة للتأمين
QLM	4.18	1.19	12.76	0.19	2.02	2.39	كيو إل إم
General Insurance	3.21	0.37	10.97	0.14	4.25	1.56	العامة
Alkhaleej Takaful	5.88	1.05	9.16	0.28	2.43	2.55	الخليج التكافلي
Islamic Insurance	5.79	2.13	8.48	1.02	4.06	8.64	الاسلامية
Beema	5.73	1.41	9.13	0.48	3.10	4.36	بيمه
<b>Insurance</b>	<b>4.97</b>	<b>0.96</b>	<b>9.29</b>	<b>0.27</b>	<b>2.60</b>		<b>التأمين</b>
United Dev. Company	6.37	0.27	7.07	0.12	3.24	0.86	المتحدة للتنمية
Barwa	7.59	0.40	7.43	0.32	5.87	2.37	بروة
Ezdan Holding	0.00	0.70	H	0.00	1.27	0.89	إزدان القابضة
Mazaya	0.00	0.57	10.54	0.05	1.01	0.57	مزايا
<b>Real Estate</b>	<b>2.46</b>	<b>0.53</b>	<b>19.72</b>	<b>0.05</b>	<b>1.97</b>		<b>العقارات</b>
Ooredoo	5.58	1.43	11.14	1.21	9.41	13.44	Ooredoo
Vodafone Qatar	4.53	2.28	15.12	0.18	1.17	2.65	فودافون قطر
<b>Telecoms</b>	<b>5.36</b>	<b>1.55</b>	<b>11.78</b>	<b>0.62</b>	<b>4.72</b>		<b>الاتصالات</b>
Qatar Navigation	4.37	0.64	9.22	1.12	16.07	10.31	الملاحة
Gulf warehousing Co	4.57	0.51	11.15	0.20	4.30	2.19	مخازن
Nakilat	3.28	1.74	14.36	0.31	2.52	4.39	ناقلات
<b>Transportation</b>	<b>3.67</b>	<b>1.07</b>	<b>12.12</b>	<b>0.42</b>	<b>4.78</b>		<b>النقل</b>
<b>Exchange</b>	<b>4.45</b>	<b>1.29</b>	<b>11.99</b>	<b>0.37</b>	<b>3.48</b>		

Source: Qatar Stock Exchange; "nm" stands for Minus ratio due to company losses according to the latest financial data and "H" stands for The P/E ratio is one hundred times and more.

DISCLAIMER

It is understood that any opinions expressed by Commercial Bank Financial Services or its affiliates as to the commentary, market information, and future direction of prices of specific securities reflect the views of the individual analyst who issued them and do not necessarily represent the views of Commercial Bank Financial Services or its affiliates in any way. In no event shall CBFS or its affiliates have any liability for any direct or indirect losses incurred in connection with any decision made, action or inaction taken by any party in reliance upon the information provided in this material or for any delays, inaccuracies, errors in, or omissions of the said information.

